



# Symmetrical Horn SH-TP 5-80



**Kode** : SH-TP 5-80

**Kategori** : RF elements

**Harga** : Rp 1.100.000,00  
Rp 1.575.000,00

Symmetrical Sectors are scalar horn antennas with symmetrical beam radiation pattern and industry changing TwistPort™ connector. Symmetrical Sectors offer perfect blend of features that solve the major weak points of current mainstream Sector antenna technology.

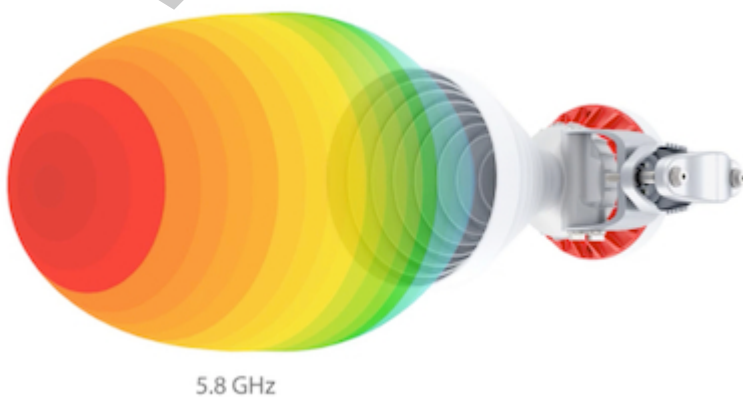
**Paket ini hanya Antenna only, Tidak termasuk Routerboard dan Box Enclosure**

## Supported Adaptor & Enclosure :


- [TP-ADAPTOR-RB](#)
- [TP-ADAPTOR-RB-S](#)
- [TP-ADAPTOR-EPMP](#)
- [TP-ADAPTOR-R5AC](#)
- [TP-ADAPTOR-R5AC-S](#)
- [TP-ADAPTOR-R5AC-PTP](#)
- [TP-ADAPTOR-RM5](#)

## Symmetrical Horn SH-TP 5-80


Traditional Sector antennas radiate very wide but very flat beam, with plenty of unwanted side lobes, that even change with frequency. Such beam performance is source to low noise immunity, co-location interference and null fill issues.



5.8 GHz




Symmetrical Sectors are low loss scalar horn antennas with unique beam shape and characteristics. Their beam section is circular: azimuth and elevation radiation angles are identical. The beam pattern does not vary with frequency and antenna gain is balanced over a wide frequency range. These features make them excellent for use as Sector antennas.



#### [Download Installation Guide](#)

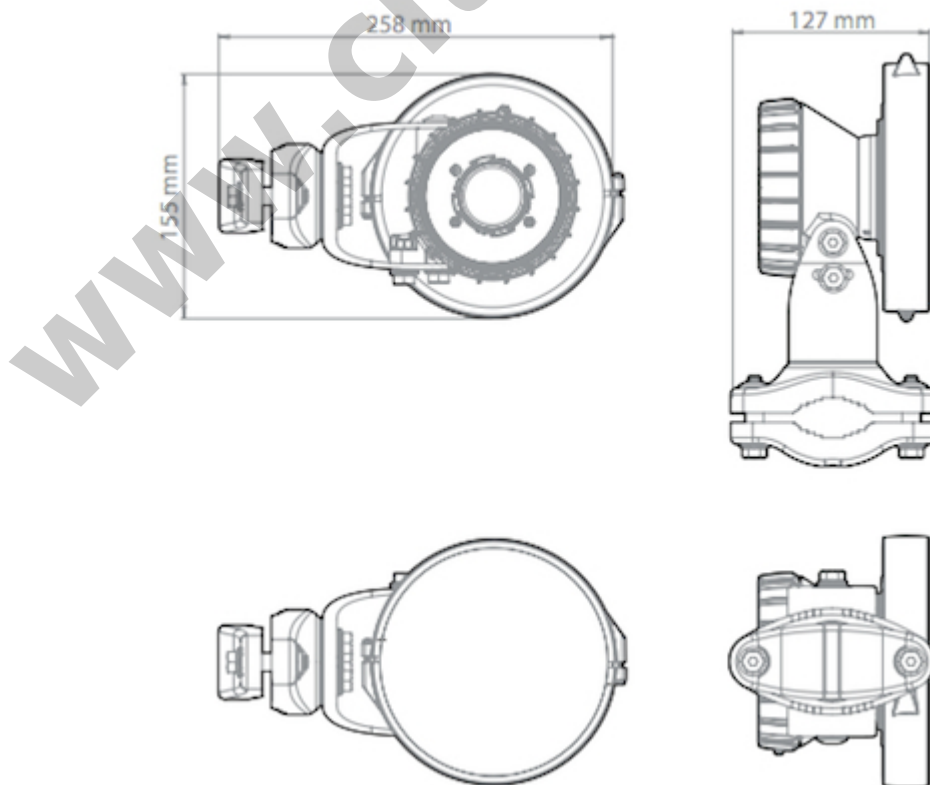
##### **Content :**

- SH-TP 5-80 Body 1x
- SH-TP 5-80 Bracket 1x
- M8 x 42,5mm Screw 2x
- M8 x 73,5mm Screw 2x
- 2,9 x 16 mm lock Screw 1x



**TECHNICAL DATA**

- Antenna Connection : TwistPort™ - Quick Locking Waveguide Port
- Antenna Type : Horn
- Materials : UV Resistant ABS Plastic, Polycarbonate, Polypropylene, Aluminium, Stainless Steel
- Environmental : IP55
- Pole Mounting Diameter : 15-86 mm
- Temperature : -30°C to +55°C (-22°F to +131°F)
- Wind Survival : 160 km/hour
- Mechanical Tilt : ± 25°
- Weight : 1.9 Kg - single unit incl. package
- Single Unit Retail Box : 30 × 19 × 17 cm





**PERFORMANCE**

Gain Max : 10.4 dBi

Gain Typical : 10.3 dBi

Azimuth Beam Width : -3 dB H 60° / V 60°

Elevation Beam Width : -3 dB H 60° / V 60°

Azimuth Beam Width : -6 dB H 81° / V 81°

Elevation Beam Width : -6 dB H 81° / V 81°

Front-to-Back Ratio : 29 dB

*\* Harga, spesifikasi, dan ketersediaan bisa berubah dan tidak mengikat*

**URL :** <https://www.citraweb.com/produk/559/>

**Informasi lebih lanjut, pemesanan dan pembelian, hubungi: 0274-554444 atau email [sales@citraweb.com](mailto:sales@citraweb.com)**

www.citraweb.com